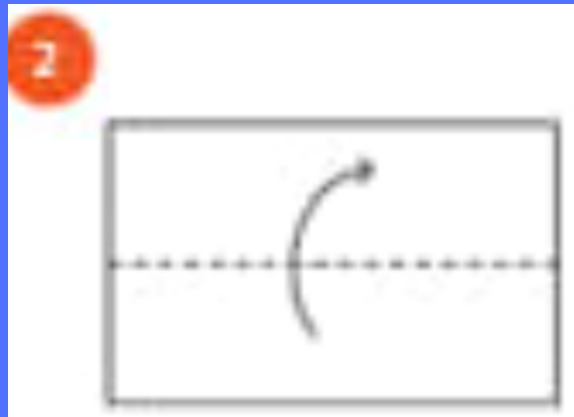


HOW TO CREATE A PAPER PLANE THAT WILL TRAVEL A FAR DISTANCE

First you fold the two sides in half like this.



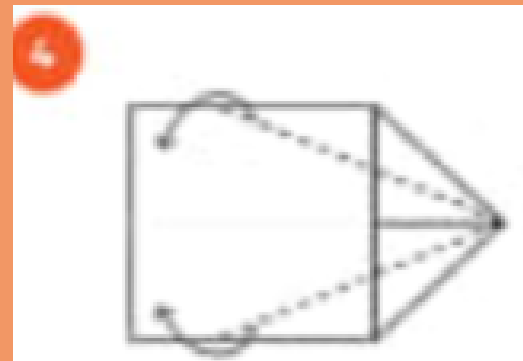
STEP 2

Next you open the paper and then fold the other corners so that they are resting on the middle line.



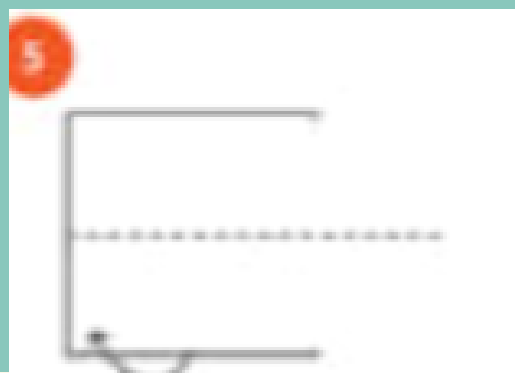
STEP 3

after u have folded the corners fold the paper half again and make sure every time when u fold to press it hard agisnted the table or any hard surface.

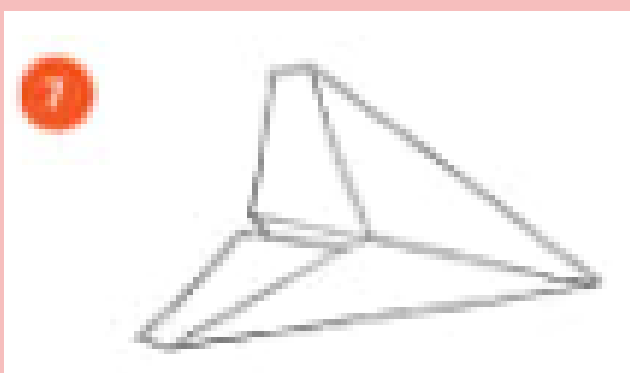


STEP 4

once its on its side u have to fold the wings.



FINAL STEP



make sure to know that the sharper the tip is the faster its going to go.